

Feb. 3, 1991

7-20-91


HX TURBO UPGRADE

USER VOICES WITH REGISTRATIONS

HX-1 and CHX-1 Electone

See p. 2 - 10, 11

Many *User Voices:*



PREFACE

Thank-you for purchasing "Turbo Upgrade's" finest software: "User Voices with Registrations." By loading this disk into your HX, you will unleash incredible new sounds and combinations of sounds from your instrument.

Two years in the making, this software was designed to be the best software available in the world for the HX. It was meticulously created by Hector Olivera and Craig Knudsen, who were both responsible for introducing the HX in the United States for Yamaha Music Corporation. First, they created new voices to fill the empty spaces in the HX called "User Voices." These voices range from better brass sounds to improved repeating banjos. Then they created totally new voices never before available on any instrument, like a lead voice that will actually play an arpeggio when you hit one note!

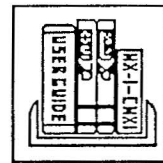
After these new voices were created, they were carefully combined with existing voices in the HX to create new registrations for all manuals, complete with volume balancing, effect programming and brilliance controlling. Simply press a registration preset and these two years of programming are at your fingertips. The result is a more powerful instrument than before, possibly better than the developers of the HX ever dreamed.

So read on to learn how to upgrade your HX into an HX Turbo!



Contents

PART I	TURBO UPGRADE SOFTWARE	
	WARRANTY NOTICE AND COPY PROTECTION	1 - 1
	HOW TO USE THIS GUIDE	1 - 2
	CONTENTS OF DISK 1	1 - 3
	CONTENTS OF DISK 2	1 - 4
	LOADING THE DISK	1 - 5
PART II	USER VOICES WITH REGISTRATIONS	
	ORCHESTRAL REGISTRATIONS	2 - 1
	ELECTRONIC ORGAN REGISTRATIONS	2 - 3
	CLASSICAL ORGAN REGISTRATIONS	2 - 4
	THEATRE ORGAN REGISTRATIONS	2 - 6
	COSMIC REGISTRATIONS	2 - 8
	POTPOURRI REGISTRATIONS	2 - 10
PART III	USER VOICES ONLY	
	ORCHESTRAL	3 - 1
	ELECTRONIC ORGAN	3 - 2
	CLASSICAL ORGAN	3 - 3
	THEATRE ORGAN	3 - 4
	COSMICS	3 - 5
	POTPOURRI	3 - 6
PART IV	QUICK REFERENCE TO REGISTRATION PRESETS	
	ORCHESTRAL	4 - 1
	ELECTRONIC ORGAN	4 - 2
	CLASSICAL ORGAN	4 - 3
	THEATRE ORGAN	4 - 4
	COSMICS	4 - 5
	POTPOURRI	4 - 6
APPENDIX A	LOADING USER VOICES ONLY	A - 1
APPENDIX B	DELAY, PHASER AND FLANGER CUSTOM SETTINGS	B - 1
APPENDIX C	IDEAS AND HINTS	C - 1
APPENDIX D	SAMPLER AND CUSTOM USER RESET (Disk 2)	D - 1
APPENDIX E	CUSTOMER SUPPORT PLAN	E - 1

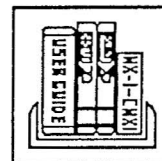


Copy Protection

The disks that come with **Turbo Upgrade Software:** User Voices with Registrations is not copy-protected. This doesn't mean you can make unlimited copies of them. User Voices with Registrations is protected by the copyright laws that pertain to computer software. It is illegal to make copies of the program without written permission from Music Production International Corporation. In particular, it is illegal to give a copy to another person.

Limited Warranty

Music Production International Corporation warrants that the original **Turbo Upgrade Software:** User Voices with Registrations, is free from defects in material and workmanship, assuming normal use, for a period of ninety (90) days from date of purchase. If a defect occurs during this period, you may return your faulty disk to Music Production International Corporation along with a dated proof of purchase, where it will be replaced free of charge. See Appendix E, Customer support plan, for further details.



How to use this guide

You are probably anxious to get started, but please take the time to read the page entitled "Loading the disk".

This guide is divided into several sections. We hope you first get acquainted with "**Part I**", as it contains valuable information.

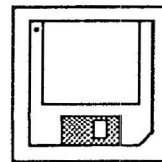
Part II is dedicated to an explanation of each style of registrations and their individual memory selectors. All these registrations were prepared using existing sounds on your Electone as well as newly created user voices. Because of the flexibility of your Electone, the disk has been divided into two parts. The first part contains registration and user voices for six different musical styles and they are to be found on "Song No." 1 through 6 respectively. The second part has user voices only and they are located on "Song No." 7 through 12. Refer to Appendix A for further information regarding loading and usage of user voices only.

Part III pertains to a series of charts with the name and location of the user voices when loaded into your Yamaha Electone.

Once you become familiar with the explanations in Part II, you may want to refer to **Part IV** entitled "Quick reference to registration guide".

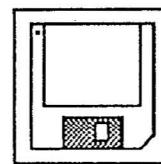
Very useful information has been compiled in **Appendixes A through E**.

All the registrations and user voices were created by using two KA-20 speaker cabinets hooked up to an Electone. In the event that your Electone is also hooked up to two or more speaker cabinets such as KA-20's, KA-30's or KA-40's, it is very important that the volume be set at no greater than number 8 (eight), or as we call it, " 3 o'clock ".




Contents of Disk 1

SONG No.	DESCRIPTION
1	USER VOICES with REGISTRATIONS - ORCHESTRAL
2	USER VOICES with REGISTRATIONS - ELECTRONIC ORGAN
3	USER VOICES with REGISTRATIONS - CLASSICAL ORGAN
4	USER VOICES with REGISTRATIONS - THEATRE ORGAN
5	USER VOICES with REGISTRATIONS - COSMICS
6	USER VOICES with REGISTRATIONS - POTPOURRI
7	USER VOICES ONLY - ORCHESTRAL
8	USER VOICES ONLY - ELECTRONIC ORGAN
9	USER VOICES ONLY - CLASSICAL ORGAN
10	USER VOICES ONLY - THEATRE ORGAN
11	USER VOICES ONLY - COSMICS
12	USER VOICES ONLY - POTPOURRI



Contents of Disk 2

SONG No.	DESCRIPTION
1	PERFORMANCE SAMPLE - ORCHESTRAL
2	PERFORMANCE SAMPLE - ELECTRONIC ORGAN
3	PERFORMANCE SAMPLE - CLASSICAL ORGAN
4	PERFORMANCE SAMPLE - THEATRE ORGAN
5	PERFORMANCE SAMPLE - COSMICS
6	PERFORMANCE SAMPLE - POTPOURRI
7	CUSTOM USER RESET



Loading the disk

Instructions:

- A) Insert the disk into a Music Disk Recorder (MDR-2 or MDR-3).
- B) Press "SONG SELECT" (- or +) to choose the desired musical style.
- C) Press "PLAY-NORMAL" and wait for the arpeggio, indicating that your "User Voices with Registrations" has been loaded.
- D) You may now choose from the 16 registration memory selectors.

Note: See "Appendix A" for additional instructions.